



life



FEELING GOOD? p8



TRUE LOVE p10



NICE DAY, ISN'T IT? p12



SOMEONE SPECIAL p14

SPEAKING

1.1 Talk about what makes you happy 1.2 Ask and answer personal questions
1.3 Make conversation 1.4 Talk about important people in your life

LISTENING

1.2 Listen to stories about offers of marriage 1.3 Understand routine exchanges
1.4 Watch an extract from a BBC comedy

READING


1.1 Understand an article about the secrets of happiness

WRITING

1.2 Write about an important year in your life; Improve your use of linking words
1.4 Write about your best friend

BBC

INTERVIEWS

 What do you look for in a friend?



VOCABULARY

FREE TIME

1 A Think about three things that make you happy (e.g. *my family, walking on the beach, eating good food*). Work in pairs and compare your ideas.

B Complete phrases 1–5 with the verbs in the box.

go eat have play spend

- 1 go shopping/on holiday/for a walk
- 2 _____ time with family/money/time alone
- 3 _____ out/with friends/good food
- 4 _____ time off/a barbecue/a party
- 5 _____ (a) sport/a musical instrument/games

C Work in pairs. Do any of the activities in Exercise 1B make you happy? Add some more activities to the list.

READING

2 A Read the magazine article. Which of these things do you do already? Which could you do more of?

B Work in pairs. Which of the seven ideas do you think are the most/least important for you? Do you have any other ideas to include?

the Seven Secrets of Happiness

Everyone has a different idea of what happiness is, but most of us want to be happier. So, what can we learn from looking at the habits of happy people? Here are seven things to make you happy.

1 Sleep More Most people don't sleep enough. If you want to feel good about life, then try to sleep for at least seven hours a night.

2 Do Some Exercise You don't need to run for 20km or go to the gym every night, but a small amount of exercise will help you feel happy. Go for a short (10–15 minute) walk somewhere beautiful. It wakes up your brain.

3 Give to Others Research shows that giving money or time to help others makes you feel happier. Buying someone an unexpected present or spending some time doing voluntary work will give you a feeling of joy.

4 Be Interested Love what you do and try to learn something new. People who are curious and learn new things experience feelings of satisfaction and happiness.

5 Spend Time with Family and Friends

This is probably the most important thing you can do. People who have a strong network of social relationships are not just happier; they live longer, too!

6 Focus on the Moment Try to find opportunities each day to enjoy the small things in life. Spend a little time on your own, and just enjoy the moment.

7 Smile! Smile more (even when you're feeling sad). Smiling can actually make you feel better. People who post big smiley photos of themselves on Facebook actually feel happier because they see the photo every day and it reminds them of happy times.



GRAMMAR

QUESTION FORMS

3 A Read the questions. Think about your answers.

- How many hours do you usually sleep?
- Are you good at sport?
- How much time do you spend doing exercise? Where do you go?
- What do you do that really interests you?
- When did you last learn something new? Where were you?
- What small things in life do you enjoy?

B Work in groups. Ask and answer the questions.

4 A Complete the questions in the tables.

Questions with auxiliaries			
question word	auxiliary	subject	infinitive
Where 2 _____	1 _____ did	you	go? last learn something new?

Questions with be			
question word	be	subject	adjective/noun/verb + -ing, etc.
4 _____	3 _____ were	you you?	good at sport?

B Circle the correct word in bold to complete the rules.

RULES	1 In questions with auxiliaries, put <i>do/does/did</i> before/after the subject.
	2 In questions with <i>be</i> , put <i>am/are/is/was/were</i> before/after the subject.

▷ page 128 **LANGUAGEBANK**

5 A Put the words in the correct order and add an auxiliary or *be* to make questions.

- many / your / how / in / people / family?
- see / often / you / parents / how / your?
- family / with / you / spending / your / time / enjoy?
- last / your / when / celebration / family?
- you / with / live / who?
- you / often / eat / friends / how / out / with?
- friend / your / live / where / best?

B 1.1 Listen and check.

C STRESSED WORDS Look at audio script 1.1 on page 168. Underline the stressed words. Listen again and repeat.

How many people are in your family?

D Work in pairs. Ask and answer the questions.


SPEAKING

6 A Work in pairs. You are going to interview other students. Look at the prompts and make questions about each topic. Choose a third topic to talk about.

Holidays

How long?

Who?



What?

Where?

Weekend

What?

Where?



Work / Study?

Get up?

????

Where?

Why?

What?

B Work in groups. Ask and answer the questions.

C Tell the class. Who do you think:

- has the best holidays?
- has very busy weekends?
- enjoys staying at home?
- does the most exercise?
- sleeps the most?
- really knows how to enjoy themselves?

SPEAKING

- 1** Work in pairs. Discuss the questions.
- Do you believe in love at first sight? Why/Why not?
 - Where are good places to meet new people?

VOCABULARY

RELATIONSHIPS

- 2 A** Read sentences 1–8. These describe the stages of a relationship. Match the phrases in bold with definitions a)–h).

- He **proposed (to her)**.
- They **got on well**.
- They **got married**.
- They **got engaged**.
- They **met**.
- She **accepted**.
- He didn't **have a girlfriend**.
- They **fell in love**.

- agreed to marry
- asked her to marry him
- began to love each other
- have a romantic relationship with a girl
- said yes
- had a good relationship
- first knew each other
- became husband and wife

- B** In what order do these things usually happen? Put the phrases 1–8 in Exercise 2A in order.

1 *He didn't have a girlfriend.*

- C** Write three true sentences about yourself or a friend. Use the phrases in bold in Exercise 2A.

I met my best friend, Piri, at a conference. We got on well immediately.

speakout TIP

Words like *get* and *have* are used in lots of different phrases in English. Keep lists of these phrases and add new phrases when you learn them. Write down all the phrases you know with *get*. Compare your list with your partner's.



LISTENING

- 3 A** 1.2 Look at the pictures. They show how three people proposed to their partner. What do you think happened? Listen and check.

- B** Listen again and answer the questions.

- In Story 1, where did the boyfriend propose?
- Why did she say 'it was almost a disaster'?
- In Story 2, which country were they in?
- What happened on the boat?
- In Story 3, how did the boyfriend propose?
- How did she accept?

- C** Which stories do the sentences 1–6 come from? Work in pairs and use the sentences to help you re-tell the stories.

- We were at a restaurant.
- I didn't say anything. I just gave her the ring.
- We met at art school.
- Luckily, she smiled.
- I accepted, but I didn't tell him.
- He tried to stop me.

- D** Discuss. Which do you think is the best story? Why?

GRAMMAR

PAST SIMPLE

4 A Underline examples of verbs in the past simple in Exercise 3C.

B Complete the tables below with the correct form of the verbs in the past simple.

Past simple			
regular		irregular	
appear	<u>appeared</u>	go	_____
like	_____	fall	_____
decide	_____	get	_____
try	_____	say	_____

negative	I _____ tell him.
question	_____ they get married?
short answer	No, they _____. / Yes, they did.

5 A **1.3 PAST SIMPLE VERBS: -ed endings** Listen to three different ways to pronounce regular past simple verbs.

1 /d/ lived They lived in Africa.

2 /t/ asked He asked her to marry him.

3 /ɪd/ started They started a family.

B **1.4** Listen and put the words in the box in the correct column in the table below.

worked wanted stopped smiled walked
needed talked studied helped decided

/d/	/t/	/ɪd/
<i>lived</i>	<i>asked</i>	<i>started</i>

page 128 **LANGUAGEBANK**

6 A Complete the sentences with the correct form of the past simple.

go (x2) stay see cook spend

1 I _____ my best friend three months ago.

2 I _____ to a wedding last summer.

3 I _____ up all night.

4 I _____ on holiday last month.

5 I _____ a meal for some friends last night.

6 I _____ the day with my sister on Monday.

B Make *When did you last ...?* questions for each sentence in Exercise 6A.

When did you last see your best friend?

C Work in pairs and take turns. Ask and answer the questions.

A: *When did you last go on holiday?*

B: *It was a few months ago. I went to Malta with some friends.*

SPEAKING

7 A Write down five important dates in your life. Prepare to talk about them.

B Work in pairs and take turns. Ask and answer questions about the dates. Try to guess what happened.

A: *19th July 2006.*

B: *Did you get married?*

A: *No, I didn't.*

B: *Did you start work?*

A: *Yes, I did.*

WRITING

LINKING WORDS

8 A Match 1–4 with a)–d) to make sentences. Link the phrases with a word from the box below.

and so but because

1 In 1998 I finished my degree ...

2 I moved house in 2002 ...

3 I wanted to learn Italian ...

4 They wanted to buy a house, ...

a) they didn't have enough money.

b) I could travel around the country.

c) started my first job.

d) I didn't like my flat-mate.

B Complete the web comment with linking words (*and, but, so, because*).

2011 was an important year ¹ _____ I met my wife, Ania. We met in an internet chatroom

² _____ we got on immediately. We started to


chat and send emails, ³ _____ we lived in different

countries ⁴ _____ it was difficult for us to be

together. Now we live in the UK with our two children.



C Write about an important year in your life. Use linking words (*and, but, so, because*).



VOCABULARY

CONVERSATION TOPICS

1 Work in pairs. Discuss the questions.

- 1 Do you enjoy **having conversations** with people you don't know?
- 2 What topics do you usually **talk about**?
- 3 What do you **say** when somebody **interrupts** you?
- 4 Do you ever **gossip** about celebrities?
- 5 Are you good at **telling jokes**?
- 6 Can you think of any bad conversation habits?

2 A Complete the article with the words in the box.

joke gossip saying conversation
talk interrupt tells

B Work in pairs. What problem does the article describe? Which tips do you think are good advice?

C Cover the article. How many tips can you remember?

Top Conversation Killers

Do you ever find that you're having an interesting ¹ _____ and then suddenly everything goes really quiet and you're not sure why? Next time watch out for these conversation killers.

'You look tired'

There's nothing worse than when a friend who hasn't seen you for a while ² _____ you that you're looking tired or stressed.

Me, Me, Me

This is one of the biggest conversation killers. Don't ³ _____ people to talk about yourself. It's a great idea to talk about things you have in common, but just remember to take turns.

'Sorry, what were you ⁴ _____?'

It's always easier to talk than to listen, but learning to listen and being interested in the response is an important conversation skill.

'Have you heard what people are saying about ...?'


Don't ⁵ _____ or say rude things about people you know, even if it's only a ⁶ _____.

Don't be too negative

Try not to ⁷ _____ about too many negative topics. As they say, 'Laugh and the world laughs with you, cry and you cry alone.'

FUNCTION

MAKING CONVERSATION

3 A  **1.5** Listen to two conversations. Which conversation (Conversation 1 or Conversation 2) do you think is better? Why?

B Listen again and complete the responses.

Conversation 1

A: Hi, Davide. This is my friend, Rachel.

B: Hi, Rachel. ¹_____ to meet you.

B: Would you like a drink, Rachel?

C: I'd ²_____ a coffee, thank you.

B: Where exactly do you come from?

C: I'm ³_____ Beckley, near Oxford.

Conversation 2

A: Hi, Felicia. Nice day, isn't it?

B: Yes, it's ⁴_____.

A: Did you have a good weekend?

B: Yes, it was ⁵_____. I didn't do much.

A: Did you watch the match last night?

B: Yes, it was ⁶_____.

A: I'll see you later.

B: Yes, see you ⁷_____.

4 Work in pairs and take turns. Student A: look at page 160. Student B: look at page 162.

 page 128 **LANGUAGEBANK**



LEARN TO

SOUND NATURAL

5 A  **1.6** **LINKING** Listen to these phrases again. Notice how words are linked.

1 Would you like a drink?

2 Did you have a good weekend?

3 This is my friend, Rachel.

4 I'd love a coffee, thank you.

5 Yes, it was OK.

6 Pleased to meet you.

B Listen again and repeat.

speakout TIP

Use *so* to help a conversation when you ask another question. *Poland? So, where exactly in Poland do you come from?* You can also use it when you want to change the topic. *So, did you watch the match last night?* Can you add *so* to any questions in Exercise 3B? Practise saying the questions.

SPEAKING

6 A Look at the topics in the box below. Think of five questions you can ask people related to the topics.

films home next holiday food/drink free time
family weather work/studies weekend

B Talk to as many different people as possible in the class. Start conversations with them. Try to ask at least three of your questions, and then end the conversation. Be careful not to kill the conversation too quickly.

So, what kind of films do you enjoy?

Where exactly do you live?

So, what do you do in your free time?



DVD PREVIEW

1 A Work in pairs and discuss the questions.

- 1 What kinds of programmes do you enjoy watching on television?
- 2 Which television programmes are popular in your country at the moment?
- 3 Do you enjoy watching situation comedies (sitcoms)? Why/Why not?


B Read the programme information and answer the questions.

- 1 What is Miranda's problem?
- 2 Why do you think she finds it difficult to answer Mike?



Miranda

Whatever Miranda tries to do in life, something always goes wrong. Now, she has a boyfriend called Mike, but every time he says the words 'I love you', Miranda panics and doesn't know how to respond. What's the real problem? Is it something to do with her old university friend Gary? And can her best friend, Stevie, help her to work it out?



DVD VIEW

2 A Watch the DVD. Why can't Miranda say 'I love you' to Mike? What's the problem?

B Watch again. Number the sentences in the order you hear them.

- a) 'What was your first love?' 'Doughnuts.'
- b) 'You love him, but you're not *in love* with him.'
- c) 'When he tells me he loves me, I freak out. Can't say it back.' **1**
- d) 'I wouldn't laugh. It's one of the reasons I love you.'
- e) 'You're not in love with your boyfriend. It's only fair you split up with him.'
- f) 'What truly makes your heart skip?' 'Gary'.

3 A Who says sentences 1–6: Miranda, Mike, the man, Stevie or Gary? Who are they talking to?

- 1 'I'm gonna to have to dash. I will see you later.'
- 2 'What springs to mind when I say, "What do you love?"'
- 3 'Now we need to work out how you'll end it.'
- 4 'I'm going to have to write Mike a letter. It's the only way.'
- 5 'Listen, I really really need your help. Do you think you could spare a few hours this afternoon?'
- 6 'I'm in love with Gary!'

B Watch again to check your answers.

4 Work in pairs and answer the questions.

- 1 What do you think Miranda should do now?
- 2 What do you think will happen next?



spekout a special person


4 A Think about people you know. Who is the best person to:

- go on holiday with?
- talk to about your problems?
- borrow money from?
- go out for an evening with?
- invite to your house for dinner?
- work/live with?
- go to a concert/art gallery with?

B Work in pairs and discuss your answers.

5 You are going to talk about an important person in your life. Think about questions 1–6.

- 1 Who is this person?
- 2 What is their relationship to you?
- 3 How did you meet?
- 4 How often do you see them?
- 5 What kind of things do you do together?
- 6 Why is this person important to you?

6 A  1.7 Listen to someone describing a friend and answer the questions.

- 1 When did they meet?
- 2 Why are they good friends?
- 3 Does she say anything negative about her friend?

B Listen again and tick the key phrases you hear.

KEY PHRASES

I've known [name] for ...
 We met ...
 We get on really well [because ...] ...
 We've got lots of things in common ...
 We both enjoy ...
 One thing I like about [name] is ...
 The only problem with [name] is ...
 He/She is one of those people that ...
 He/She's a great person.

C Work in pairs and take turns. Student A: tell your partner about your special person. Use the key phrases to help. Student B: ask questions to find out more information about him/her.

writeback a competition entry

7 A Read the competition entry below. Underline three reasons why Julie is the writer's best friend.

Is your friend the 'best friend in the world'? Tell us why.

Julie is the best friend in the world because she is always there for me. Julie is the person I call when I have a problem, or if I need to borrow money. She has helped me through some difficult times. We have known each other for nearly twenty years, so we know everything there is to know about each other. We argue sometimes, but we have the same sense of humour, so our arguments don't last very long. I can talk to Julie about anything and I know she will be a friend forever.

B Write an entry for the competition about your best friend or someone special. Use the questions in Exercise 5 to help you.



V FREE TIME

1 A Complete the questions with the missing word.

- How often do you _____ a barbecue?
- What do you usually do when you have time _____ work/ from your studies?
- How do you usually _____ time with your family?
- What kind of things do you hate _____ money on?
- Where is your favourite place to _____ out?
- Where do you like to _____ shopping?

B Work in pairs. Ask and answer the questions.

G QUESTION FORMS

2 Work in pairs. Complete the application form for your partner. Ask and answer questions using the words in brackets.

- A:** *What is your name?*
B: *Pedro Gonzales*

APPLICATION FORM

Name: (what)

Pedro Gonzales

Age: (how)

Place of birth: (where)

Marital status: (married)

Address: (what)

Telephone number: (what)

Mobile number: (have got)

Email address: (what)

Occupation: (do)

Hobbies: (have)

3 A Choose some of the topics in the boxes below. Write five questions to ask other students.



B Work in groups. Ask and answer the questions.

V RELATIONSHIPS

4 A Find five mistakes in this paragraph.

I met Layla at a market. She was selling bread. We started chatting and got well on. At the time I didn't keep a girlfriend, so I asked her on a date. We went to a local bakery! We soon fell to love and I proposed at her after a month. I hid the ring in a piece of cake. Fortunately, she accepted, and she didn't eat the ring! It was a good way to get engaged. A week later we became married.

B Work in pairs and check your answers. Close your books. Student A: re-tell the story. Change two details. Student B: guess the changes.

G PAST SIMPLE

5 A Put the words in the correct order to make questions.

On your last holiday:

- did / go / where / you?
- why / there / did / go / you?
- in / you / a / stay / did / hotel?
- do / day / during / did / you / the / what?
- evenings / out / the / you / go / in / did?
- the / weather / hot / was?
- you / language / speak / what / did?
- you / friends / make / new / any / did?

B Work in pairs. Ask and answer the questions in Exercise 5A.

6 A Write a list of ten verbs you learnt in Unit 1. What are the past simple forms?

B Work in pairs and take turns. Student A: say a verb. Student B: say the past simple form.

- A:** *meet*
B: *met*

C Now use the verbs from Exercise 6A to make questions.

D Ask and answer the questions.

- A:** *When did you meet your partner?*
B: *We met in 2006.*

F MAKING CONVERSATION

7 A Complete the conversations.

Conversation 1

- A:** Hi, (name) _____. _____ day, isn't it?
B: Yes, it's _____.

Conversation 2

- A:** This is my _____ (name) _____.
B: Hi. _____ to meet you.

Conversation 3

- A:** So, _____ you work here?
B: No, I'm a _____.

Conversation 4

- A:** Where exactly do you _____ from?
B: I'm _____ (place) _____.

Conversation 5

- A:** Did you have a _____ weekend?
B: Yes, it was _____. I didn't do _____.

Conversation 6

- A:** Did you _____ the match last night?
B: Yes, it _____ terrible.

Conversation 7

- A:** We lost 3-0.
B: Oh _____! I'm _____ to hear that.

Conversation 8

- A:** I'll _____ you later.
B: Yes, see you _____.

B Work in pairs and practise the conversations.